

## Features

- 1-1/4" Rectangular / Multiturn Wirewound / Industrial / Sealed
- Panel mount option available
- Listed on the QPL for style RT12 per MIL-PRF-27208
- RoHS compliant\*

## 3057 - Trimpot® Trimming Potentiometer

### Electrical Characteristics

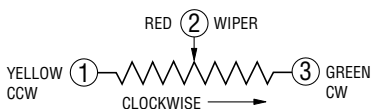
Standard Resistance Range ..... 10 to 50K ohms  
 (see standard resistance table)  
 Resistance Tolerance ..... ±5 % std.  
 (tighter tolerance available)  
 Absolute Minimum Resistance ..... 0.1 % or 1 ohm max.  
 (whichever is greater)  
 Noise ..... 100 ohms ENR max.  
 Resolution ..... See Resistance Table  
 Insulation Resistance ..... 500 vdc.  
 1,000 megohms min.  
 Dielectric Strength  
 Sea Level ..... 1,500 vac  
 70,000 Feet ..... 400 vac  
 Adjustment Travel ..... 22 turns nom.

### Environmental Characteristics

Power Rating @ 70 °C ..... 1 watt  
 Power Rating @ 150 °C ..... 0 watt  
 Temperature Range ... -55 °C to +150 °C  
 Temperature Coefficient ..... ±50 ppm/°C  
 Seal Test ..... 85 °C Fluorinert†  
 (pin styles only)  
 Humidity ..... MIL-STD-202 Method 106  
 96 hours  
 2 % ΔTR, 100 Megohms IR)  
 Vibration ..... 30 G (1 % ΔTR; 0.5 %  
 + resolution ΔVR)  
 Shock ..... 100 G (1 % ΔTR; 0.5 %  
 + resolution ΔVR)  
 Load Life.... 1,000 hours 1 watt @ 70 °C  
 (2 % ΔTR)  
 Rotational Life ..... 200 cycles (2 % ΔTR)

### Physical Characteristics

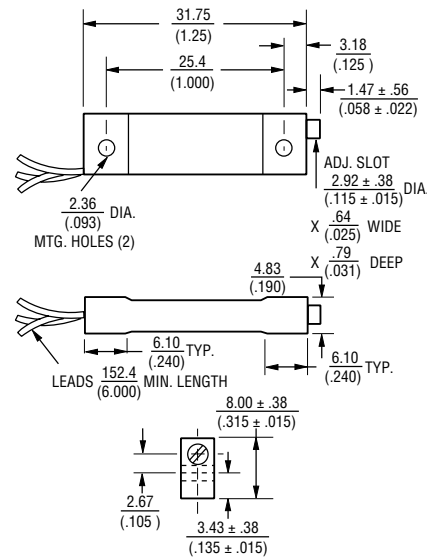
Torque ..... 8.0 oz-in. max.  
 Mechanical Stops ..... Wiper idles  
 Terminals ..... Solderable pins and lugs  
 Flexible leads ..... (7 strands of 30 AWG)  
 Weight ..... 0.10 oz.  
 Marking ..... Manufacturer's trademark,  
 resistance code, terminal numbers,  
 date code, manufacturer's model  
 number and style  
 Wiper ..... 50 % (Actual TR) ±10 %  
 Flammability ..... U.L. 94V-0  
 Standard Packaging  
 P&Y Style ..... 10 pcs. per tube  
 L&J Style ..... 25 pcs. per bag  
 Adjustment Tool ..... H-90



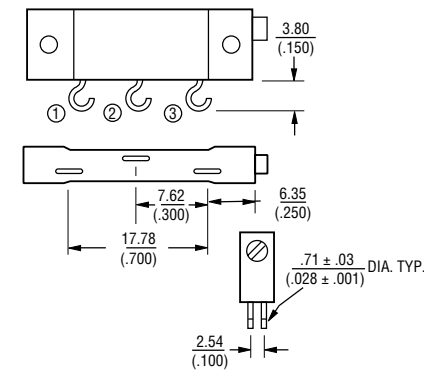
### Product Dimensions

#### 3057L

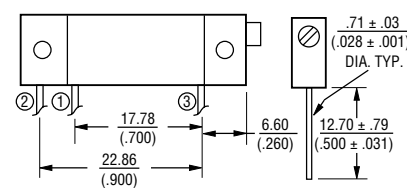
#### Common Dimensions



#### 3057J



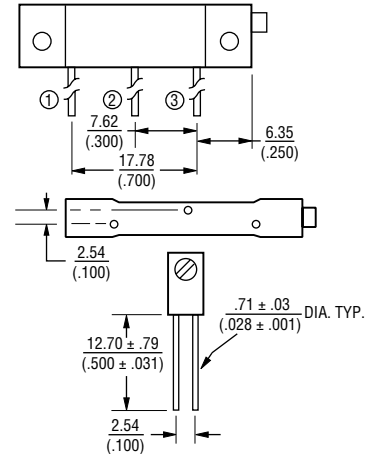
#### 3057P



DIMENSIONS:  $\frac{\text{MM}}{\text{(INCHES)}}$

TOLERANCES: ±  $\frac{0.25}{(.010)}$  EXCEPT WHERE NOTED

#### 3057Y



### Standard Resistance Table

Resistance (Ohms)	Resistance Code	Nominal Resolution (Percent)
10	100	2.40
20	200	1.90
50	500	1.40
<b>100</b>	<b>101</b>	<b>1.00</b>
<b>200</b>	<b>201</b>	<b>0.86</b>
<b>500</b>	<b>501</b>	<b>0.89</b>
<b>1,000</b>	<b>102</b>	<b>0.72</b>
<b>2,000</b>	<b>202</b>	<b>0.58</b>
<b>5,000</b>	<b>502</b>	<b>0.43</b>
<b>10,000</b>	<b>103</b>	<b>0.34</b>
<b>20,000</b>	<b>203</b>	<b>0.31</b>
50,000	503	0.24

Popular values listed in boldface. Special resistances available.

### How To Order

Model 3057 L - 1 - 103 M

Style \_\_\_\_\_

Standard or Modified Product Indicator \_\_\_\_\_

-1 = Standard Product

Resistance Code \_\_\_\_\_

Optional Suffix Letter \_\_\_\_\_

M = Panel Mount (Factory Installed)

REV. 11/08

\*RoHS Directive 2002/95/EC Jan 27 2003 including Annex.  
 †"Fluorinert" is a registered trademark of 3M Co.  
 Specifications are subject to change without notice.  
 Customers should verify actual device performance in their specific applications